




AdMerch
Bigger Range - Better Prices - Fully Stocked

1300 236 3724

www.admerch.com.au

HOSPITALITY & SERVICES | PRODUCT GUIDE



30 DAY ONLINE CREDIT ACCOUNTS

WITH A 30 DAY ONLINE CREDIT ACCOUNT YOU'LL GAIN ACCESS TO A MINIMUM OF \$1,000 LINE OF CREDIT ALLOWING YOU TO BUY NOW AND PAY 30 DAYS AFTER PURCHASE.

www.admerch.com.au/apply

CONTENTS

TROLLEYS 3-6



- Hotel/Bellboy Trolleys
- Service Trolleys
- Platform Trolleys
- Trolleys

CLEANING 8-9



- Mop buckets
- Mops
- Cloths
- Floor Signs

PLASTICS & STORAGE 11



- Stack & Nest Crates
- Food Storage Solutions
- Measuring Containers
- Vented Base Bread Tray

SHELVING 14



- Cool Room Shelves
- Cool Room Shelving Posts

WASHROOM SOLUTIONS 7



- Baby Change Station
- Protective Liners
- Soap Dispensers
- Hand Soap

FOOD SERVICE SOLUTIONS 10



- Youth Seat
- Ingredients Bins
- Ingredients Rack

MATERIALS HANDLING 12-13



- Pallet Jacks
- Scissor Lift Table
- Fork Stacker
- Hand Trolleys
- Safety Step

CASTORS 15-20



- Refrigeration
- Light Industrial - Rebound Rubber
- Stainless Steel
- Utility Series
- Pneumatic/Puncture Proof



HOTEL TROLLEYS

MOVE BULKY LUGGAGE ITEMS WITH STYLE & EASE



BELLMAN'S CART

- 1140 x 670 x 1900mm
- Brushed or Polished Finish
- 8" Pneumatic Wheels
- A number of carpeting options available
- Perfect for loading a large number of luggage items

PART: AXQ-21A

BELLMAN'S TROLLEY

- 590 x 480 x 1290mm
- Multiple modes of use
- A number of carpeting options available
- Perfect for moving bulky luggage items such as heavy suitcases without overexertion

PART: AXQ-24A





TROLLEYS PLEASE NOTE VARIOUS CASTOR SIZES & WHEEL OPTIONS AVAILABLE!

A highly durable and versatile trolley that can perform a variety of tasks in all service type environments. Admerch offer trolleys with an attractive appearance, compact size and a range of configurations to suit your needs. If you're looking for a high quality, reliable trolley, look no further than our large range of trolleys.



RICHMOND
WHEEL & CASTOR CO

TWO SHELF
SERVICE TROLLEY

- Highly durable trolley
- High quality 100mm non-marking wheels
- 250kg safe working load
- Platform size: 920mm x 515mm
- Overall Length: 1100 x 515mm

WHITE: STR005 BLACK: STR001



RICHMOND
WHEEL & CASTOR CO

THREE SHELF
SERVICE TROLLEY

- Highly durable trolley
- High quality 100mm non-marking wheels
- 250kg safe working load
- Platform size: 920mm x 515mm
- Overall Length: 1100 x 515mm

WHITE: STR007 BLACK: STR003



RICHMOND
WHEEL & CASTOR CO

TWO SHELF
SERVICE TROLLEY

- Highly durable trolley
- High quality 100mm non-marking wheels
- 250kg safe working load
- Platform size: 675mm x 445mm
- Overall Length: 850 x 445mm

WHITE: STR004 BLACK: STR002



RICHMOND
WHEEL & CASTOR CO

THREE SHELF
SERVICE TROLLEY

- Highly durable trolley
- High quality 100mm non-marking wheels
- 250kg safe working load
- Platform size: 675mm x 445mm
- Overall Length: 850 x 445

WHITE: STR008 BLACK: STR006



RICHMOND
WHEEL & CASTOR CO

THREE SHELF
SERVICE TROLLEY

- Highly durable trolley
- High quality 100mm non-marking wheels
- 250kg safe working load
- Platform size: 920mm x 515mm
- Overall Length: 1100 x 515mm

PART: STR010



RICHMOND
WHEEL & CASTOR CO

LOCKABLE CABINET
SERVICE TROLLEY

- Highly durable trolley
- Lockable cabinet or secure, ample storage
- High quality 100mm non-marking wheels
- 250kg safe working load
- Platform size: 675mm x 445mm
- Overall Length: 955 x 445mm

PART: STR122



Rubbermaid
Commercial Products

HOUSEKEEPING/
MAINTENANCE CART

- Includes vinyl bag, bumpers, vacuum holder and under deck shelf
- Non-marking wheels
- Dimensions: (L)1524x(W)559x(H)1270mm

PART: RFG618900



Rubbermaid
Commercial Products

HOSPITALITY
EQUIPMENT CART

- Highly durable trolley
- Non-marking wheels
- 136kg total load capacity
- 45kg load capacity per shelf

PART: RFG409500



RICHMOND
WHEEL & CASTOR CO

PLATFORM
TROLLEY

- 300kg load capacity
- Non-slip deck
- Lightweight & maneuverable
- Platform size: 1160 x 760mm

PART: PFR008



Rubbermaid
Commercial Products

EXECUTIVE
SERVICE CART

- Highly durable trolley
- Easy to clean and maintain
- 136kg load capacity
- 20% more top shelf capacity

PART: RFG9T6800



RICHMOND
WHEEL & CASTOR CO

FOLDING
PLATFORM TROLLEY

- 120kg safe work load
- Weighs only 6kgs!
- Folds flat in seconds
- A highly efficient and portable trolley

PART: PFR0011



RICHMOND
WHEEL & CASTOR CO

DUAL HANDLE
PLATFORM TROLLEY

- 300kg load capacity
- Non-slip deck
- Lightweight & maneuverable
- Platform size: 1160 x 760mm

PART: PFR0011



Rubbermaid
Commercial Products

XTRA™
INSTRUMENT CART

- Highly durable trolley
- Non-marking wheels
- Lockable doors
- Sliding top drawer

PART: RFG409400



RICHMOND
WHEEL & CASTOR CO

FOLDABLE
PLATFORM TROLLEY

- 250kg load capacity
- Non-slip deck
- Lightweight & manoeuvrable

PFR009 910 x 610mm Platform
PFR010 740 x 480mm Platform



RICHMOND
WHEEL & CASTOR CO

LIGHTWEIGHT
PLATFORM TROLLEY

- 120kg load capacity
- Non-slip deck
- Lightweight & maneuverable
- Platform size: (2x) 790 x 480mm

PART: PFR012



LAUNDRY TROLLEY

- Spring Loaded Base
- Non-marking wheels
- Maneuverable
- Push handle

PART: AT057



LINEN TROLLEY

- 1750mm x 580mm shelves
- 1520mm high
- Non-marking wheels
- Steel frame

PART: AT106

CUSTOM TROLLEYS
CAN ALSO BE MADE TO
MEET YOUR APPLICATION
OR REQUIREMENTS.
MORE INFORMATION CAN
BE FOUND IN THE BACK
OF THE CATALOGUE



CLAX FOLDING TROLLEY

- Complete folding trolley
- One button collapse
- 60kg load capacity
- One crate supplied standard
- **Dimensions (L x W x Height)**
Assembled - 890 x 550 x 1030mm
Folded - 670 x 470 x 110mm

PART: ACLAX



CLAX - THE ULTIMATE FOLDING CART

- One button collapse!
- Lightweight at only 7kgs
- Removable wheels
- 60kg load capacity
- Foot operated parking brake
- Supplied with 46L crate
- Large range of additional crates and accessories available!



SPARE BASKET FOR CLAX CART



HARD LID FOR CLAX CRATE



ALL WEATHER SOFT COVER FOR CLAX CART



WASHROOM SOLUTIONS

Maintaining a clean and hygienic washroom is essential to all service environments. Admerch offer a large range of washroom products including baby change stations, soap dispensers and more. With such a large range available, you are sure to find what you need at Admerch.



BABY CHANGE STATION

- Meets all global safety standards
- Easy reach hooks
- Built-in shelf & liner storage
- Laminated 2-ply tissue paper
- 320 liners per carton

RFG781888PLAT *Horizontal*
RFG781888PLAT *Vertical*



PROTECTIVE LINERS - CHANGE STATION

- Laminated 2-ply tissue paper
- 320 liners per carton
- White colour
- Suits: Rubbermaid Horizontal Baby Change Station and Vertical Baby Change Station

PART: RFG781788



AUTO FOAM DISPENSER

- Wall mounted design
- Touch-free delivery
- Up to 2,750 washes per refill
- Up to 3 years battery life
- Refill level & battery indicators
- Box less refills

PART: RFG750411



ANTI-BACTERIAL FOAM SOAP

- Up to 2,750 hand washes
- Biodegradable
- Kills up to 99.9% of germs
- Enriched skin conditioners
- Hypoallergenic for sensitive skin
- Dye free & fragrance free

PART: RFG750111



LOW PROFILE CHROME SOAP DISPENSER

- One shot system
- Up to 2,000 washes per refill
- Disposable hygienic refill
- Up to 3 years battery life
- Low maintenance
- Recyclable refills

PART: RFG750339



FOAMING SOAP BOTTLE REFILL

- Enriched with skin conditioners
- PH balanced
- Fresh light citrus fragrance
- Rich teal colour
- Biodegradable
- Suits: RFG750339

PART: RFG750386



CLEANING

Maintaining a clean and hygienic work environment is essential to all service environments. Admerch offer a large range of cleaning products including brooms, mop, bucket and wringer combos and more. If you are looking at cleaning products, look no further than Admerch.



WAVEBRAKE® SIDE PRESS COMBO

- Contains antimicrobial product protection, which inhibits the growth of bacteria

RFG758888 BLUE *Blue*
RFG758888 GRN *Green*
RFG758888 RED *Red*
RFG758088 *Yellow*



HYGEN™ FILTER BUCKET COMBO

- One bucket fill provides clean water all day
- Built-in scrubbers remove at least 25% more dirt from mop
- Floor drain allows for easy emptying

PART: R1791797



GRIPPER WET MOP HANDLE

- Gripper clamp style wet mop handles
- Available in red, blue, green & grey
- Colour coded handles help to reduce cross-contamination

PART: RFGH24600



ALL PURPOSE CLOTHS

- Colour coded products help reduce cross contamination

RFGQ61000 YL00 *Yellow*
RFGQ61000 BL00 *Blue*
RFGQ61000 GR00 *Green*
RFGQ61000 RD00 *Red*
RFGQ1819893 *White*



WEB FOOT® WET FLOOR MOP

- Contains antimicrobial product protection, which inhibits the growth of bacteria

RFGA15206 BL00 *Blue*
RFGA15206 GR00 *Green*
RFGA15206 OR00 *Orange*
RFGA15206 WH00 *White*



WEB FOOT® FLOOR MOP

- Twice the cleaning power versus a standard cotton mop
- Triple the durability of standard blend mops
- Available in tube and string

RFGT85206 *Tube*
RFGA85306 *String*

High Capacity Cleaning Cart

Flexible, high capacity storage solutions and tool organisation

- Storage space 40% more than RFG617388.
- 20% more waste capacity than RFG617388.
- Non-rusting and easy clean aluminium and structural web plastic construction.
- Safety sign holders (4).
- 11.6cm Castors & 20cm Wheels.
- Design for WaveBrake® mop bucket

VERSATILE STORAGE OPTIONS
Organise supplies and tools with (2) removable 9.5L caddies and other accessories (sold separately)

SECURE MOP AND BROOM STORAGE
Innovative rubber Tool Grips (4) hold handles at any position up to 2.85cm in diameter



SECURE VACUUM & BROOM STORAGE
Handle includes rubber Tool Grip that holds handles up to 2.85cm in diameter, including commercial upright vacuums

COMFORT GRIP HANDLE
Improved design makes the cart more manoeuvrable and comfortable.

HIGH CAPACITY VINYL BAG
PVC lined, leak-proof vinyl bags hold up to 128L, improving productivity by reducing the number of trips to empty waste. Zippered front access makes waste removal easier.



**RICHMOND
WHEEL & CASTOR CO**

CLEANING CART

- Size: 1120x510x960mm
- Supplied with bag
- Width: 300mm

PART: CCR001



**RICHMOND
WHEEL & CASTOR CO**

HOUSEKEEPING CART

- Two removable 9.5L cleaning caddies
- Comfort grip handle
- Lock 'N Go Bucket
- Holds up to four safety signs

PART: CCR002



HI-CAPACITY CLEANING CART

- Two removable 9.5L cleaning caddies
- Comfort grip handle
- Lock 'N Go Bucket
- Holds up to four safety signs

PART: RFG9T7200



**RICHMOND
WHEEL & CASTOR CO**

LAUNDRY TROLLEY

- Size: 710x660x950mm
- High Quality Material
- Move items with ease

PART: CCR003



WET FLOOR SIGN 4-SIDED

- Folding design for easy storage
- Narrow body
- Durable plastic construction
- Four sided

PART: RFG611477



**RICHMOND
WHEEL & CASTOR CO**

CAUTION WET FLOOR SIGN

- Folds for easy storage
- Built in handle
- Height: 600mm
- Width: 300mm

PART: SIR001



**RICHMOND
WHEEL & CASTOR CO**

EXPANDING SAFETY BARRIER

- Suitable for traffic control
- Reflective strips
- Closed length: 250mm
- Extended length: 2.4m

PART: BAR003



FOOD SERVICE SOLUTIONS

Admerch offer a wide range of food service products. This includes youth chairs, shelving racks and ingredients bins. Our large range of ingredient bins are ideal for keeping ingredients fresh, neatly stored and easily accessible. Our available range of youth chairs is ideal for infants and young children and are sturdy and secure.



STURDY CHAIR YOUTH SEAT

- Antimicrobial protection
- Easy to use removable tray
- Available with and without wheels
- Available in Platinum or Black
- Meets ASTM 404-99 safety standards

PART: RFG781408



YOUTH SEAT REMOVABLE TRAY

- Antimicrobial protection
- Available in multiple colours
- Meets ASTM 404-99 safety standards
- Strong and durable
- Suits: RFG781408

PART: RFG781588



INGREDIENT BINS WITH SCOOP

- Clear window for easy ingredient identification
- Sliding lid for one handed access
- Scoop included

RFG9G6000 9.9 Litre Capacity
 RFG9G5700 25 Litre Capacity
 RFG9G5800 50 Litre Capacity



INGREDIENT BINS WITH SCOOP

- Clear window for easy ingredient identification
- Sliding lid for one handed access
- Scoop included

RFG360088 80 Litre capacity
 RFG360288 100 Litre capacity
 RFG360388 120 Litre capacity



MOBILE SHELF INGREDIENTS RACK

- Clear windows
- Sliding lid for one handed access
- FIFO for inventory control and ease of identification
- 9.9 Litre Capacity
- Scoop included

PART: RFG9G7900



BRUTE BINS

- Plastic bins
- Available in grey, yellow, white & red
- Universal drum dollie also available

RFG261000 37.9 Litre capacity
 RFG262000 75.7 Litre capacity
 RFG263000 121.1 Litre capacity
 RFG265000 Universal Drum Dolly

LID TO SUIT ALSO AVAILABLE

PLASTICS & STORAGE

Admerch offer a massive range of storage options for both front of house and back of house. The range includes large mega bins, bread trays, food safe stackable containers and recycled stackable containers. For our entire plastic storage range visit our showroom or our website: www.admerch.com.au

RICHMOND WHEEL & CASTOR CO

STACK & NEST TUBS

**TUB DOLLIE
AVAILABLE**
 Manoeuvre your tubs with ease, even when stacked or nested.



ONE LID FITS ALL SIZES

STACKR

STACKING
 Crates Stack for stability and to save space.

NESTING
 Crates nest inside of each other to save space when not in use



FOOD STORAGE CONTAINERS

- Perfect for storing or keeping all sorts of food items
- A large range of shapes and styles available
- Containers all the way up to 81L in volume
- Lids available to suit

Racking available for holding containers and trays.

*May not suit all containers. Contact our staff for more information



FOOD GRADE TUBS

Part Number	Size	Colour
SNR003BLU	32L	Blue
SNR003NAT	32L	Natural (White)
SNR003RED	32L	Red
SNR002BLU	52L	Blue
SNR002NAT	52L	Natural (White)
SNR002RED	52L	Red
SNR008BLU	68L	Blue
SNR008NAT	68L	Natural (White)
SNR008RED	68L	Red

RECYCLED TUBS (not food grade)

Part Number	Size	Colour
SNR003BLU	32L	Black
SNR003NAT	32L	Black
SNR003RED	32L	Black

SNR006 Lid to suit
 TDR003 Tub Dollie



MEASURING CONTAINERS & HOMEWARES

- Scoops, measuring cups, measuring jugs, funnels & more available
- Made from high quality materials



Nally

VENTED BASE BREAD TRAY

- Ideal for handling of large quantities of baked goods
- Great for bakeries
- Vented base
- Stackable
- Size: 694 x 606 x 150mm

PART: IH323

VISIT OUR WEBSITE OR CONTACT OUR STAFF FOR MORE INFORMATION ON OUR FULL RANGE OF PLASTICS



MATERIALS HANDLING

We have a wide variety of Materials Handling products to suit every one of your safety needs. The range of Richmond materials handling products available at Admerch are safe, durable and of highest quality. Significantly reduce the risk of workplace injuries with our Materials Handling range of products.

ASK ABOUT OUR HUGE RANGE OF HAND TROLLEYS

MIGHTY TOUGH

DUAL PURPOSE

P HANDLE

ALUMINIUM CARTON

APPLIANCE TROLLEYS

FRIDGE TROLLEYS

PLATFORM TROLLEYS

PIANO DOLLIES

DRUM DOLLIE

AND MANY MORE!

RICHMOND WHEEL & CASTOR CO

250KG SAFETY STEP

- 250KG S.W.L.
- Indented step & grip tape
- 520x520mm size
- Visible orange colour
- A workplace safety essential
- Approved & tested to Australian standards

PART: SSR001

RICHMOND WHEEL & CASTOR CO

HAND TROLLEY/ CHAIR TROLLEY

- Easily move stacked chairs
- Use for chairs or as a standard hand trolley
- Pneumatic or Puncture proof wheels
- Suits most standard chairs
- Perfect for quick event set up

Pneumatic Wheel: PHR114 Puncture Proof Wheel: PHR115

RICHMOND WHEEL & CASTOR CO

LIGHTWEIGHT FOLDING HAND TROLLEYS

- Perfect for office use or quick trips
- Folds in a single action, shrinks down to fit in spaces as small as cupboard shelves
- Move loads from 60 to 200kgs

FAR001 60kg Capacity FAR003 125kg Capacity FAR002 90kg Capacity FAR004 200kg Capacity

RICHMOND WHEEL & CASTOR CO

ALUMINUM PLATFORM TROLLEY

- 500kg safe work load
- Second handle option available
- Pneumatic & rebound rubber wheels available

PAR003 1220 x 610mm Platform PAR004 915 x 610mm Platform PAR005 1525 x 760mm Platform

RICHMOND WHEEL & CASTOR CO

FOLDING PLASTIC PLATFORM TROLLEY

- 300kg safe work load
- Perfect for cool rooms and other refrigerated areas
- A wide range of castors to suit your surface and application available

PART: FPR001FPK

SELF-TILTING MECHANISM

50% LESS EFFORT TO TILT

4 DIFFERENT DESIGNS AVAILABLE

RICHMOND WHEEL & CASTOR CO

EASY TILT TROLLEYS

- Perfect for moving stock or deliveries
- 4 Trolley types available: carton, mighty tough, appliance and aluminium frame
- 50% less effort to tilt, reduces physical strain from lifting
- 300kg Load Capacity (200kg SWL for aluminium frame)

ETR106 Carton Trolley

ETR108 Mighty Tough

ETR109 Appliance Trolley

ETRAL1 Aluminium Frame

RICHMOND WHEEL & CASTOR CO

NARROW PALLET JACK

PART: PJR002

- Built tough
- Narrow model
- 2500kg safe working load
- Max fork height: 190mm
- Min fork height: 85mm
- Fork Overall Width: 530mm

RICHMOND WHEEL & CASTOR CO

MANUAL SCISSOR LIFT TABLE

- Reduce strain and injury
- Manually operated
- 500kg safe working load
- Table size: 850mm x 500mm
- Max table height: 910mm
- Min table height: 390mm

PART: TLR003

RICHMOND WHEEL & CASTOR CO

MANUAL HYDRAULIC FORK STACKER

- Sturdy lifter
- Manual hydraulic operation
- 400kg safe working load
- Lowered fork height: 85mm
- Lifting height: 1500mm
- Fork Overall Width: 540mm

PART: FSR001

RICHMOND WHEEL & CASTOR CO

TABLE CLEARING TROLLEY

- Supplied with 32L Tub
- 100kg S.W.L.
- 100mm quiet running rubber wheels
- 990mm handle height
- Perfect for clearing dishes from tables

PART: OPR002

LARGER AND DIFFERENT COLOURED PLASTIC TUBS AVAILABLE

FOOD GRADE OR RECYCLED BLACK

RICHMOND WHEEL & CASTOR CO

SKATE DOLLIES

Perfect for moving furniture across your floor or lobby

- Non-marking wheels
- Available in grooved non-slip rubber or plain timber top deck
- Ergonomic handle design
- A range of shapes and sizes available

Deck Size	Rubber Deck No.	Timber Deck No.
520Triangle Deck	SKR001	SKR010
Round Deck	SKR002	SKR011
450 x 300mm Deck	SKR005	SKR012
600 x 450mm Deck	SKR006	SKR013
700 x 500mm Deck	SKR007	SKR014

VISIT OUR WEBSITE OR CONTACT US FOR MORE INFORMATION





SHELVING

High quality cool room shelving is essential for any large cool room or walk in freezer. The high quality range of cool room shelving available at Admerch will not rust and are available in a wide range of materials and sizes.

COOL ROOM SHELVING POSTS

- Perfect for air flow
- Heavy duty
- Zinc coated to prevent rust

COOL ROOM SHELVING POSTS

Part Number	Height	Material
ZP1200	1200mm	Zinc Plated Steel
ZP1800	1800mm	Zinc Plated Steel
ZP2000	2000mm	Zinc Plated Steel



COOL ROOM SHELVES

- Perfect for air flow
- Heavy duty
- Available in Stainless Steel, Galvanised Steel or ABS Real Tuff



COOL ROOM SHELVES

Part Number	Dimensions	Material
ZPW120375	1200mm x 375mm	Steel Wire
ZPW12060	1200mm x 600mm	Steel Wire
ZPABS9060	900mm x 600mm	ABS
ZPABS9045	900mm x 450mm	ABS
ZPABS7545	750mm x 450mm	ABS
ZPABS18045	1800mm x 450mm	ABS
ZPABS18030	1800mm x 300mm	ABS
ZPABS15045	1500mm x 450mm	ABS
ZPABS13560	1350mm x 600mm	ABS
ZPABS12060	1200mm x 600mm	ABS
ZPABS12045	1200mm x 450mm	ABS
ZPABS10545	1050mm x 450mm	ABS

* Stainless Steel also available & made to order.



CASTORS

Wheels and castors are an integral component of any successful hospitality business. Being able to move and transport equipment offers flexibility and greatly aids hygienic practices. Admerch offer a large range of castors to suit any application, with a many fixing and wheel options available.

UTILITY SERIES BOLT

Its zinc plated, pressed metal construction provides an attractive corrosion resistant finish. Together with a choice of nylon or Grey non-marking wheels, this castor is truly a utility by name and nature.



SPECIFICATIONS & FITTINGS

Diameter (mm)	Width (mm)	Wheel Type	Wheel Code	Bearing Type	Load Capacity	Height (mm)	Swivel Radius	With Brake	Bolt Size (mm)	Swivel Code
50	20	Inst Rubber	-	Ball	30/20	68	49	75	10	S2714
50	20	Nylon	-	Plain	30/20	68	49	75	10	S2712
75	25	Inst Rubber	IR3301	Ball	50/40	98	65	85	10	S3714
75	25	Nylon	NY3324	Plain	50/40	98	65	85	10	S3712
100	25	Inst Rubber	IR4401	Ball	70/60	131	90	100	10	S4714
100	25	Nylon	NY4415	Plain	70/60	131	90	100	10	S4712

BRAKE OPTIONS: B = Brake To order castors with a Brake add B to end of swivel code e.g. S2714B

UTILITY SERIES PLATE



SPECIFICATIONS & FITTINGS

Diameter (mm)	Width (mm)	Wheel Type	Wheel Code	Bearing Type	Load Capacity	Height (mm)	Swivel Radius	With Brake	Rigid Code	Swivel Code
50	20	Inst Rubber	-	Ball	30/25	69	50	77	R2711	S2710
50	20	Nylon	-	Plain	30/25	69	50	77	R2709	S2708
75	25	Inst Rubber	IR3301	Ball	50/40	98	65	85	R3711	S3710
75	25	Nylon	NY3324	Plain	50/40	98	65	85	R3709	S3708
100	25	Inst Rubber	IR4401	Ball	70/60	134	90	100	R4711	S4710
100	25	Nylon	NY4415	Plain	70/60	134	90	100	R4717	S4716












BRAKE OPTIONS: B = Brake To order castors with a Brake add B to end of swivel code e.g. S2710B

UTILITY TWIN WHEEL BOLT

Available in a plate or bolt fitting this castor is commonly used in shop fitting applications, light duty cabinets, home entertainment units and other furniture.



SPECIFICATIONS & FITTINGS

										
Diameter (mm)	Width (mm)	Wheel Type	Wheel Code	Bearing Type	Load Capacity (KG)	Height (mm)	Swivel Radius	With Brake	Bolt Size (mm)	Swivel Code
50	2 x 20	Rubber	-	Ball	70/60	71	60	83	10	S2722
50	2 x 17	Nylon	-	Plain	70/60	71	60	83	10	S2720
75	2 x 25	Rubber	-	Ball	100/90	98	70	100	12	S3722
75	2 x 25	Nylon	-	Plain	100/90	98	70	100	12	S3720











BRAKE OPTIONS:

B = Brake To order castors with Brake add B to end of swivel code e.g. S2722B

UTILITY TWIN WHEEL PLATE



SPECIFICATIONS & FITTINGS

									
Diameter (mm)	Width (mm)	Wheel Type	Wheel Code	Bearing Type	Load Capacity (KG)	Height (mm)	Swivel Radius	With Brake	Swivel Code
50	2 x 20	Rubber	-	Ball	70/60	71	60	80	S2718
50	2 x 17	Nylon	-	Plain	70/60	71	60	80	S2716
75	2 x 25	Rubber	-	Ball	100/90	101	70	100	S3718
75	2 x 25	Nylon	-	Plain	100/90	101	70	100	S3716

BRAKE OPTIONS:












B = Brake To order castors with Brake add B to end of swivel code e.g. S2718B

LIGHT INDUSTRIAL - REBOUND RUBBER

The light industrial series is the castor of choice for produce bins used by green grocers, market stalls and others as it provides an economical hard wearing reliable castor. It combines a zinc plated corrosion resistant frame and a robust twin race swivel which ensures a long and productive life.



SPECIFICATIONS & FITTINGS

										
Diameter (mm)	Width (mm)	Wheel Type	Wheel Code	Bearing Type	Load Capacity (KG)	Height (mm)	Swivel Radius	With Brake	Rigid Code	Swivel Code
75	32	Reb Rubber	RR3348	Ball	80/45	108	71	108	R3351	S3350
100	32	Reb Rubber	RR4473	Ball	100/80	131	81	110	R4405	S4404
125	32	Reb Rubber	RR5573	Ball	100/80	160	100	110	R5505	S5504

BRAKE OPTIONS:












B = Brake To order castors with a Brake add B to end of swivel code e.g. S5504B

STAINLESS STEEL ELITE BOLT

Featuring a stainless steel double ball race swivel head contributing to maintenance free life, fitted with an attractive stainless steel thread guard on the 100 and 125mm or plastic thread guards on the 75mm castors these castors can be fitted to food carts that are constantly moved through cool rooms and steamy kitchens. They can also be hose cleaned.



SPECIFICATIONS & FITTINGS

										
Diameter (mm)	Width (mm)	Wheel Type	Wheel Code	Bearing Type	Load Capacity (KG)	Height (mm)	Swivel Radius	With Brake	Bolt Size (mm)	Swivel Code
75	30	Poly Nylon	PU3345	SS Ball	80/45	105	70	105	12	S3384#
75	30	Nylon	NY3321	Plain	80/45	105	70	105	12	S3390#
100	27	Poly Nylon	PU4439	SS Ball	100/80	133	90	106	12	S4478
100	30	Nylon	NY4417	Plain	100/80	133	90	106	12	S4490
125	27	Poly Nylon	PU5539	SS Ball	100/80	159	102	106	12	S5578
125	30	Nylon	NY5517	Plain	100/80	159	102	106	12	S5590
125	32	Poly Nylon	PU5555	Ball	100/80	159	-	106	12	S5571B

BRAKE OPTIONS:

B = Brake D = Directional Lock To order castors with Brake or Directional Lock add B or D to end of swivel code e.g. S4476B












Castors marked # are not available with directional locks

SEE OUR FULL RANGE OF
CASTORS AT OUR
MASSIVE SHOWROOM!

STAINLESS STEEL ELITE PLATE



SPECIFICATIONS & FITTINGS

										
Diameter (mm)	Width (mm)	Wheel Type	Wheel Code	Bearing Type	Load Capacity	Height (mm)	Swivel Radius	With Brake	Rigid Code	Swivel Code
75	30	Poly Nylon	PU3345	SS Ball	80/45	107	70	105	R3383	S3382#
75	30	Nylon	NY3321	Plain	80/45	107	70	105	R3389	S3388#
100	27	Poly Nylon	PU4439	SS Ball	100/80	135	90	106	R4477	S4476
100	30	Nylon	NY4417	Plain	100/80	135	90	106	R4489	S4488
125	27	Poly Nylon	PU5539	SS Ball	100/80	161	102	106	R5577	S5576
125	30	Nylon	NY5517	Plain	100/80	161	102	106	R5589	S5588

BRAKE OPTIONS:

B = Brake D = Directional Lock To order castors with Brake or Directional Lock add B or D to end of swivel code e.g. S4476B












Castors marked # are not available with directional locks

STAINLESS STEEL EXCEL BOLT

When hygiene is of the utmost importance, this castor has the ability to be fitted to an array of equipment and trolleys with various fittings including; pre fitted threaded inserts, solid drilled metal pintles, expanding pintles or a single bolt or plate style.














SPECIFICATIONS & FITTINGS

										
Diameter (mm)	Width (mm)	Wheel Type	Wheel Code	Bearing Type	Load Capacity	Height (mm)	Swivel Radius	With Brake	Bolt Size (mm)	Swivel Code
100	35	Reb Poly	RP4072	SS Roller	150/110	130	90	125	12	S4148
100	35	GF Nylon	GF412	Plain	200/150	130	90	125	12	S4136
100	35	Nylon	NY401	Plain	200/110	130	90	125	12	S4146
125	35	Reb Poly	RP5072	SS Roller	200/150	157	112	125	12	S5148
125	35	Nylon	NY501	Plain	200/150	157	112	125	12	S5146
150	40	Reb Poly	RP6072	SS Roller	300/225	183	127	127	12	S6148
150	50	Nylon	NY652	Plain	300/225	183	127	127	12	S6146
150	50	Nylon	NY655	SS Roller	300/225	183	127	150	12	S6150

STAINLESS STEEL EXCEL PLATE



SPECIFICATIONS & FITTINGS

										
Diameter (mm)	Width (mm)	Wheel Type	Wheel Code	Bearing Type	Load Capacity	Height (mm)	Swivel Radius	With Brake	Rigid Code	Swivel Code
100	35	Reb Poly	RP4072	SS Roller	140/100	133	92	115	R4145	S4144
100	35	Nylon	NY401	Plain	200/150	133	92	115	R4143	S4142
100	36	Aluminium	AL473	Plain	180/150	133	92	-	R4115	S4114*
100	36	Aluminium	AL474	Plain	180/150	133	92	-	R4141	S4140
100	35	GF Nylon	GF412	Plain	200/150	133	92	115	R4139	S4138
125	35	Reb Poly	RP5072	SS Roller	180/150	158	158	120	R5145	S5144
125	35	Nylon	NY501	Plain	200/150	158	158	120	R5143	S5142
150	50	Reb Poly	RP6074	SS Roller	300/250	187	127	160	R6137	S6136
150	40	Reb Poly	RP6072	SS Roller	300/250	187	127	160	R6145	S6144
150	50	Nylon	NY652	Plain	300/250	187	127	160	R6143	S6142
150	50	Nylon	NY655	SS Roller	300/250	187	127	160	R6141	S6140
200	50	Reb Poly	RP8072	SS Roller	300/250	237	156	170	R8145	S8144
200	45	Nylon	NY800	Plain	380/350	237	156	170	R8143	S8142
200	50	Nylon	NY802	SS Roller	380/350	237	156	170	R8141	S8140
200	43	GF Nylon	GF800	Plain	400/300	237	156	170	R8149	S8148

BRAKE OPTIONS:

B = Brake D = Directional Lock To order castors with Brake or Directional Lock add B or D to end of swivel code e.g. S5144B











Castors marked * are not available with brakes. 🌡 indicates castors suitable for high/low temperature applications.

REFRIGERATION

Designed specifically for use on catering refrigeration units, merchandisers, food serveries and preparation counters. Richmond Refrigeration Castors are designed to be a compatible replacement product for most commercial equipment.



SPECIFICATIONS & FITTINGS

									
Diameter (mm)	Width (mm)	Wheel Code	Bearing Type	Load Capacity	Height (mm)	Swivel Radius	With Brake	Thread Size (mm)	Swivel Code
75	30	PU3345	Plain	80/60	100	62	65	3/4" BSW	S3298
75	30	NY3321	Plain	80/60	107	71	105	3/4" BSW	S3300
75	30	PU4439	Plain	80/60	90	62	65	Plate	S3296

BRAKE OPTIONS:











B = Brake To order castors with a Brake add B to end of swivel code e.g. S3298B

PNEUMATIC/PUNCTURE
PROOF CASTORS

Ideal for applications where a cushioned, comfortable ride is paramount to protecting the load. Our Pneumatic castors are feature high quality rubber tyres and sealed bearings, increasing water resistance and decreasing rolling resistance. Additionally, they can cushion when bumps are encountered. This is why they are ideal for moving fragile goods and materials.



SPECIFICATIONS & FITTINGS

 Diameter (mm)	 Width (mm)	 Wheel Type	 Wheel Code	 Bearing Type	 Load Capacity	 Height (mm)	 Swivel Radius	 Rigid Code	 Swivel Code
220	60	Pneumatic	PN8860	Ball	100	260	160	R8862	S8861
255	85	Pneumatic	PN1066	Ball	180	315	200	R1068	S1067
215	55	Puncture Proof	PF8881	Ball	70	245	160	R8835	S8834
255	83	Puncture Proof	PF1084	Ball	100	305	200	R1089	S1088

DESIGN YOUR OWN CUSTOM TROLLEY!

Looking for a trolley to fit in an awkwardly tight space? Can't find anything that suits your needs? We can customize the right trolley for you. All our quality heavy duty custom trolleys are proudly Australian made.

- Choose your own size, shape, capacity
 - Professional help and guidance available
 - Nationwide delivery

MADE IN AUSTRALIA
- Can service almost any industry
 - Wheel size and type
 - Take control of the design

**An average of 3-4 weeks build time applies*

Look at the examples below to see the just some of the trolley types we could make for you



CONTACT OUR STAFF FOR MORE INFORMATION

WE OFFER SERVICING
& MAINTENANCE ON
OUR PRODUCTS



We are committed to offering the highest quality products and service. As part of this we offer servicing & maintenance on our huge range of Products.

From replacement wheels & castors to general servicing and maintaining of products and more! We come to you and ensure that our reliable range of products stay reliable for longer.

Looking to push that trolley a bit further?
We can help you get the parts, wheels etc. that you need.

Not sure what you need?
Our team can help determine what the problem is and find the best solution for you. With our years of industry experience and our range of replacement wheels, castors, and accessories we are sure to have a solution for you.

We come to you!
Bringing your product in for maintenance can be difficult. To make things easier we come to you.



QUALITY
SERVICE

EXPERT
ADVICE

RELIABLE
SOLUTIONS

CALL US FOR

- ✓ REPAIRS & SERVICING
 - ✓ REPLACEMENT WHEELS & CASTORS
 - ✓ REPLACEMENT PARTS/COMPONENTS
- ✓ FAST, QUALITY SERVICE
 - ✓ EXPERT HELP/ADVICE
 - ✓ REPLACEMENT PRODUCTS

WHEELS & CASTORS • MATERIAL HANDLING
PLASTICS & STORAGE • SITE SAFETY • GATE HARDWARE



AdMerch

Bigger Range - Better Prices - Fully Stocked

1300 236 3724

sales@adelaidemerchandising.com

— VISIT OUR — **MASSIVE SHOWROOM!**

9 Grove Avenue, Marleston, SA 5033



**MAKE BUYING FOR YOUR BUSINESS EASIER BY APPLYING
FOR ONE OF OUR 30 DAY ONLINE CREDIT ACCOUNTS**

**WITH A 30 DAY ONLINE CREDIT ACCOUNT YOU'LL GAIN ACCESS TO A MINIMUM OF \$1,000
LINE OF CREDIT ALLOWING YOU TO BUY NOW AND PAY 30 DAYS AFTER PURCHASE.**

FOR MORE INFORMATION OR TO APPLY VISIT:

www.admerch.com.au/apply